

Template

for Insulating Protective Shutters for Switchgear Installations with Voltages up to 36 kV, acc. to DIN VDE 0682-552 – Material: Rigid PVC



Customer:			
Customer No.:			
Company:			
Address:			
Address, Country:			
Contact:			
Phone:		E-Mail:	
<input type="checkbox"/> Enquiry:	<input type="checkbox"/> Order:	Quantity:	pc(s) Signature:
	Order No.:		
	Order date:		

Switchgear installation:	
Type:	Rated voltage: <input type="checkbox"/> 12 kV <input type="checkbox"/> 24 kV <input type="checkbox"/> 36 kV

ISP	/
for internal use only, please do not fill in	

If there are deviations from the standard versions, please create a sketch!

Type of insulating protective shutter:		Sketch	Dimensions
763 211 A1	<input type="checkbox"/> with 1 finger hole for operation by hand (W < 500 mm)		W _____ mm L _____ mm Ls _____ mm
	<input type="checkbox"/> with 2 finger holes for operation by hand Protection during insertion and removal by protective distance.		
763 221 A2	<input type="checkbox"/> with 2 handles		H _____ mm gamma _____ °
763 231 A3	<input type="checkbox"/> with 1 bayonet pin for use with an operating stick		The angle of the handle can be selected from 70° to 290°.
	<input type="checkbox"/> with 2 bayonet pins for use with an operating stick Two persons are required to insert / remove shutter sizes exceeding 1 m² !		
	<input type="checkbox"/> rotatable shutter for use with an operating stick		
763 241 A4	<input type="checkbox"/> with 1 finger hole for operation by hand (W < 500 mm)		Thickness <input type="checkbox"/> 5 mm (up to 12 kV) <input type="checkbox"/> 6 mm (from 24 kV) <input type="checkbox"/> 10 mm (from 24 kV)
	<input type="checkbox"/> with 2 finger holes for operation by hand When inserting and removing the shutter, the front of the switchgear installation protects the operator from electrical shocks!		
			Colour <input type="checkbox"/> red <input type="checkbox"/> transparent

Template

for Insulating Protective Shutters for Switchgear Installations with Voltages up to 36 kV, acc. to DIN VDE 0682-552 – Material: Rigid PVC



Accessories:

IS insulating stick – T pin shaft

For rotatable shutters with bayonet pin. For use as operating stick.



Part No.	l_G	Max. load on the operating head
<input type="checkbox"/> 766 311	1025 mm	17 kg
<input type="checkbox"/> 766 315	1525 mm	17 kg

SCS switching stick

For rotatable shutters with longitudinal hole. For use as operating stick.




Part No.	l_G	Max. load on the operating head
<input type="checkbox"/> 763 610	1030 mm	17 kg
<input type="checkbox"/> 763 611	1500 mm	17 kg
<input type="checkbox"/> 763 612	2000 mm	9 kg

Bearing pins

Part No.: 9010

Quantity: _____ pc(s).




wall of switchgear cubicle

Bearing pins

Part No.: 9020

Quantity: _____ pc(s).



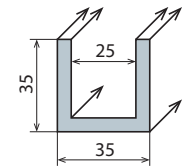
wall of switchgear cubicle

Guide rails

Part No.: 9030

Length: _____ mm

Quantity: _____ mm



Magnet holder

Part No.: 9060

Quantity: _____ pc(s).



Remark:

Recorded by:

for internal use only,
please do not fill in

Name:

Date: